

# Session Planner

	OBJECTIVES	SESSION PROCESS	ACTIVITIES	MATERIALS
Celebrate	<div>15 minutes</div> <b>Pages 1-3</b> <p>Preparation Reflection: promises <i>RITUAL FOCUS</i> <b>Renewal of Baptismal Promises</b></p> <ul style="list-style-type: none"> <li>To experience a celebration of the word including a Renewal of Baptismal Promises</li> </ul>	<ul style="list-style-type: none"> <li>Reflect on the experience of promises</li> <li>Celebrate the opening prayer</li> </ul>	<ul style="list-style-type: none"> <li>Discuss the meaning of covenant and promise and recall a significant promise made</li> </ul>	<b>PROGRAM RESOURCES</b> Songs of Celebration: Confirmation CD  <b>OTHER MATERIALS</b> Bibles for each candidate, table, white cloth, candle, large glass bowl of holy water, green branch
	<b>Pages 4-5</b> <ul style="list-style-type: none"> <li>To explore the meaning of the ritual action</li> <li>To explain the meanings of <i>covenant</i> and <i>grace</i></li> </ul>	<ul style="list-style-type: none"> <li>Complete the activities</li> <li> Read about and discuss water</li> <li>Discuss the meaning of baptismal promises, covenant, and grace</li> </ul>	<b>Reflect</b> <ul style="list-style-type: none"> <li>Candidates reflect on the experience of the celebration and the meaning of their baptismal promises</li> </ul>	
Remember	<div>30 minutes</div> <b>Pages 6-7</b> <p><i>FAITH FOCUS</i> What is God's covenant?</p> <ul style="list-style-type: none"> <li>To explore the meaning of God's old and new covenants</li> </ul>	<ul style="list-style-type: none"> <li>Explain the covenant</li> <li>Discuss ideas about God</li> <li> Proclaim the Scripture story Jeremiah 31:31-34</li> <li>Reflect on the old and new covenants</li> </ul>	<b>Share</b> <ul style="list-style-type: none"> <li>Candidates analyze Matthew 5:17-48</li> </ul>	<b>PROGRAM RESOURCES</b> copies of Graphic Organizer 1, p. 14A  <b>OTHER RESOURCES</b> speaker from parish RCIA (optional)
	<p><i>FAITH FOCUS</i> How are we initiated into the Church?</p> <ul style="list-style-type: none"> <li>To explain the Church's role in initiation</li> </ul>	<ul style="list-style-type: none"> <li>Discuss Church as <i>convocation</i> and Sacrament</li> <li>Reflect on initiation</li> <li>Discuss the phrase "living God"</li> <li>Review the <i>Sacraments of Initiation</i></li> <li> Read about and discuss baptismal and Confirmation names</li> </ul>		<b>PROGRAM RESOURCES</b> Your Sponsor/Mentor, p. 115 and Choosing a Sponsor, p. 126
Live	<div>15 minutes</div> <b>Pages 10-12</b> <ul style="list-style-type: none"> <li>To encourage candidates to reflect on the lives of witnesses of faith from the past and present</li> <li>To present the integration of the Catholic social principles into daily life</li> <li>To assist candidates in integrating the session through reflection and action</li> </ul>	<ul style="list-style-type: none"> <li>Read about and discuss how Titus Brandsma and Mark P. displayed the Gifts of the Spirit</li> <li>Discuss the significance of Catholic Social Teachings and the spiritual discipline of faith</li> <li>Introduce the activities</li> <li>Pray the closing prayer</li> </ul>	<b>Respond</b> Candidates: <ul style="list-style-type: none"> <li>complete their reflections</li> <li>participate in faith sharing</li> </ul>	<b>PROGRAM RESOURCES</b> Faith Inventory, pp. 113-114
Journey Together	<b>Pages 13-14</b> <ul style="list-style-type: none"> <li>To review different parts of the Journey Together pages</li> </ul>	<ul style="list-style-type: none"> <li>Encourage the candidates to meet with their sponsor or mentor</li> </ul>	<ul style="list-style-type: none"> <li>Suggested activities for sponsor/mentor and candidate</li> </ul>	<b>PROGRAM RESOURCES</b> Sponsor & Mentor Handbook, p. 18

# Session Planner

	OBJECTIVES	SESSION PROCESS	ACTIVITIES	MATERIALS
Celebrate	<b>15 minutes</b> <b>Pages 15-17</b> <b>Preparation Reflection: faith</b> <i>RITUAL FOCUS</i> <b>Receiving a Candle</b> <ul style="list-style-type: none"> <li>To experience a celebration of the word including Receiving a Candle</li> </ul>	<ul style="list-style-type: none"> <li>Reflect on the experience of faith</li> <li>Celebrate the opening prayer</li> </ul>	<ul style="list-style-type: none"> <li>Discuss the meaning of faith and believing and recall a significant moment of faith</li> </ul>	<b>PROGRAM RESOURCES</b> <i>Songs of Celebration: Confirmation CD</i>  <b>OTHER RESOURCES</b> Bible, table, white cloth, candle, large glass bowl of holy water, small candles or tapers for each candidate
	<b>Pages 18-19</b> <ul style="list-style-type: none"> <li>To explore the meaning of the ritual action</li> <li>To explain the gift of faith</li> </ul>	<ul style="list-style-type: none"> <li>Complete the activities</li> <li> Read about and discuss Paschal Candle</li> <li>Explore the gift and effects of faith</li> </ul>	<b>Reflect</b> <ul style="list-style-type: none"> <li>Candidates reflect on the experience of receiving the lit candle and appreciating the community of faith</li> </ul>	
Remember	<b>30 minutes</b> <b>Pages 20-21</b> <i>FAITH FOCUS</i> <b>What does faith do?</b> <ul style="list-style-type: none"> <li>To explain that faith helps us see things differently</li> </ul>	<ul style="list-style-type: none"> <li>Discuss the Gospel of John and signs of faith</li> <li> Proclaim the Scripture story Matthew 8:23-27</li> <li>Complete the activity</li> </ul>	<b>Share</b> <ul style="list-style-type: none"> <li>Candidates discuss Scripture passages and complete an open-ended sentence</li> </ul>	<b>PROGRAM RESOURCES</b> copies of Graphic Organizer 2, p. 28A  <b>OTHER MATERIALS</b> Bibles, parish bulletins
	<b>Pages 22-23</b> <i>FAITH FOCUS</i> <b>What is the role of the community in faith development?</b> <ul style="list-style-type: none"> <li>To describe the role of the community in faith development</li> </ul>	<ul style="list-style-type: none"> <li>Discuss personal and <b>communal</b> faith</li> <li>Explore ways the local parish supports faith development</li> <li>Discover what the Rite says about being a witness of faith</li> <li> Read about and discuss cloud and light</li> </ul>		<b>OTHER RESOURCES</b> parishoner witness (optional)
Live	<b>15 minutes</b> <b>Pages 24-26</b> <ul style="list-style-type: none"> <li>To encourage candidates to reflect on the lives of witnesses of faith from the past and present</li> <li>To present the integration of the Catholic social principles into daily life</li> <li>To assist candidates in integrating the session through reflection and action</li> </ul>	<ul style="list-style-type: none"> <li>Read about and discuss how Ita Ford and Ann S. displayed the Gifts of the Spirit</li> <li>Discuss the Catholic Social Teaching: Solidarity of the Human Family and the spiritual discipline of Christian decision making</li> <li>Introduce the activity</li> <li>Pray the closing prayer</li> </ul>	<b>Respond</b> Candidates: <ul style="list-style-type: none"> <li>complete their reflections</li> <li>practice faith sharing</li> </ul>	<b>PROGRAM RESOURCES</b> <i>Confirmation Stories of Celebration Video/DVD</i> (optional)  <b>OTHER MATERIALS</b> <i>Embracing the Leper*</i> Video/DVD (optional)
Journey Together	<b>Pages 27-28</b> <ul style="list-style-type: none"> <li>To review different parts of the Journey Together pages</li> </ul>	<ul style="list-style-type: none"> <li>Encourage the candidates to meet with their sponsor or mentor</li> </ul>	<ul style="list-style-type: none"> <li>Suggested activities for sponsor/mentor and candidate</li> </ul>	<b>PROGRAM RESOURCES</b> <i>Sponsor &amp; Mentor Handbook</i> , p. 19

# Session Planner








		OBJECTIVES	SESSION PROCESS	ACTIVITIES	MATERIALS
Celebrate	15 minutes Pages 29–31	Preparation Reflection: gifts <i>RITUAL FOCUS</i> <b>Blessing</b> ▶ To experience a celebration of the word including a Blessing	▶ Reflect on the experience of gifts and giving ▶ Celebrate the opening prayer	▶ Discuss the meaning of gifts and recall a significant gift	<b>PROGRAM RESOURCES</b> Songs of Celebration: Confirmation CD  <b>OTHER MATERIALS</b> Bible, table, white cloth, candle, large glass bowl of holy water, parish hymnals
	Pages 32–33	▶ To explore the meaning of the ritual action ▶ To explain the role of the Holy Spirit as <i>Advocate</i>	▶ Complete the activities ✚ Read about and discuss laying on of hands ▶ Discuss the gift of the Holy Spirit as Advocate	✚ <b>Reflect</b> ▶ Candidates reflect on the celebration and what would be different about them if the Holy Spirit answered their prayers as they wanted	
Remember	30 minutes Pages 34–35	<i>FAITH FOCUS</i> ▶ Why did Jesus promise to send the Holy Spirit? ▶ To explain why Jesus promised to send the Holy Spirit	✚ Proclaim the Scripture story John 14:15–20, 25–29 ▶ Reflect on why Jesus sent the Spirit ▶ Complete the activity	✚ <b>Share</b> ▶ Candidates write a prayer to the Holy Spirit	<b>PROGRAM RESOURCES</b> copies of Graphic Organizer 3, p. 42A  <b>OTHER MATERIALS</b> Bibles
	Pages 36–37	<i>FAITH FOCUS</i> ▶ What is the work of the Holy Spirit? ▶ To explain the work of the Holy Spirit	▶ Read about the meaning and mystery of the <i>Trinity</i> ▶ Discuss which Person of the Trinity candidates pray to most often 🔥 Read about and discuss wind		
Live	15 minutes Pages 38–40	▶ To encourage candidates to reflect on the lives of witnesses of faith from the past and present ▶ To present the integration of the Catholic social principles into daily life ▶ To assist candidates in integrating the session through reflection and action	▶ Read about and discuss how Pierre Toussaint and Bridgid D. displayed the Gifts of the Spirit ▶ Discuss the Catholic Social Teaching: Call to Family, Community, and Participation and the spiritual discipline of spiritual companioning ▶ Introduce the activity ▶ Pray the closing prayer	✚ <b>Respond</b> Candidates: ▶ complete their reflections ▶ practice faith sharing	<b>PROGRAM RESOURCES</b> Interview Reflection, pp. 119–120  <b>OTHER RESOURCES</b> Spiritual or Retreat Director (optional)  <b>OTHER MATERIALS</b> Endless Exodus* Video/DVD (optional)
	Journey Together Pages 41–42	▶ To review different parts of the Journey Together pages	▶ Encourage the candidates to meet with their sponsor or mentor	▶ Suggested activities for sponsor/mentor and candidate	







# Session Planner

	OBJECTIVES	SESSION PROCESS	ACTIVITIES	MATERIALS
Celebrate	<b>15 minutes</b> <b>Pages 43–45</b> <b>Preparation Reflection: Blessing</b> <i>RITUAL FOCUS</i> <b>Blessing of Candidates</b> <ul style="list-style-type: none"> <li>To experience a celebration of the word including a Blessing of Candidates</li> </ul>	<ul style="list-style-type: none"> <li>Reflect on the experience of blessing</li> <li>Celebrate the opening prayer</li> </ul>	<ul style="list-style-type: none"> <li>Discuss the meaning of blessing and recall a significant blessing</li> </ul>	<b>PROGRAM RESOURCES</b> <i>Songs of Celebration: Confirmation CD</i>  <b>OTHER MATERIALS</b> Bible, table, white cloth, candle, large glass bowl of holy water
	<b>Pages 46–47</b> <ul style="list-style-type: none"> <li>To explore the meaning of the ritual action</li> <li>To explain the Gifts of the Holy Spirit</li> </ul>	<ul style="list-style-type: none"> <li>Complete the activities</li> <li> Read about and discuss blessings</li> <li>Discuss the Gifts of the Holy Spirit</li> </ul>	<b>Reflect</b> <ul style="list-style-type: none"> <li>Candidates journal about and discuss their experience of the celebration</li> </ul>	
Remember	<b>30 minutes</b> <b>Pages 48–49</b> <i>FAITH FOCUS</i> <i>Why does God give us gifts?</i> <ul style="list-style-type: none"> <li>To explain that God gives gifts to benefit the Church's mission</li> </ul>	Proclaim the Scripture story Acts 8:4–21 <ul style="list-style-type: none"> <li>Reflect on spiritual gifts</li> <li>Complete the activity</li> </ul>	<b>Share</b> <ul style="list-style-type: none"> <li>Candidates reflect and share insights about using the Gifts of the Holy Spirit for the common good</li> </ul>	<b>PROGRAM RESOURCES</b> copies of Graphic Organizer 4, p. 56A  <b>OTHER RESOURCES</b> parish staff or evangelization committee member (optional)
	<b>Pages 50–51</b> <i>FAITH FOCUS</i> <i>How are we called to use the Gifts of the Holy Spirit?</i> <ul style="list-style-type: none"> <li>To explain <b>conversion</b> and what it means to <b>evangelize</b></li> </ul>	<ul style="list-style-type: none"> <li>Discuss conversion</li> <li>Reflect on what it means to be a responsible member of the Church</li> <li>Read about evangelization and discuss how candidates can be involved in it</li> <li> Read about and discuss fire</li> </ul>		
Live	<b>15 minutes</b> <b>Pages 52–54</b> <ul style="list-style-type: none"> <li>To encourage candidates to reflect on the lives of witnesses of faith from the past and present</li> <li>To present the integration of the Catholic social principles into daily life</li> <li>To assist candidates in integrating the session through reflection and action</li> </ul>	<ul style="list-style-type: none"> <li>Read about and discuss how Kateri Tekakwitha and Courtney F. displayed the Gifts of the Spirit</li> <li>Discuss the Catholic Social Teaching: Care for God's Creation and the spiritual discipline of meditation</li> <li>Introduce the activity</li> <li>Pray the closing prayer</li> </ul>	<b>Respond</b> Candidates: <ul style="list-style-type: none"> <li>complete their reflections</li> <li>practice faith sharing</li> </ul>	<b>OTHER MATERIALS</b> art supplies  <b>PROGRAM RESOURCES</b> Interview Reflection, pp. 119–120
Journey Together	<b>Pages 55–56</b> <ul style="list-style-type: none"> <li>To review different parts of the Journey Together pages</li> </ul>	<ul style="list-style-type: none"> <li>Encourage the candidates to meet with their sponsor or mentor</li> </ul>	<ul style="list-style-type: none"> <li>Suggested activities for sponsor/mentor and candidate</li> </ul>	<b>PROGRAM RESOURCES</b> <i>Sponsor &amp; Mentor Handbook</i> , p. 21

# Session Planner








	OBJECTIVES	SESSION PROCESS	ACTIVITIES	MATERIALS
Celebrate	<b>15 minutes</b> <b>Pages 57–59</b> <b>Preparation Reflection: being sealed</b> <i>RITUAL FOCUS</i> <b>Procession with Oils</b> <ul style="list-style-type: none"> <li>To experience a celebration of the word including a Procession with Oils</li> </ul>	<ul style="list-style-type: none"> <li>Reflect on the experience of being anointed and sealed</li> <li>Celebrate the opening prayer</li> </ul>	<ul style="list-style-type: none"> <li>Discuss the meaning of being sealed and recall a significant time you were anointed</li> </ul>	<b>PROGRAM RESOURCES</b>  <i>Songs of Celebration: Confirmation CD</i>  <b>OTHER MATERIALS</b> Bible, table, white cloth, candle, large glass bowl of holy water, oil of catechumens, oil of chrism, oil of the sick, 3 x 5 cards
	<b>Pages 60–61</b> <ul style="list-style-type: none"> <li>To explore the meaning of the ritual action</li> <li>To explain the significance of oils used in sacramental celebration</li> </ul>	<ul style="list-style-type: none"> <li>Complete the activities</li> <li> Read about and discuss <i>sacramentals</i></li> <li>Read about and develop quiz items for holy oils</li> </ul>	 <b>Reflect</b> <ul style="list-style-type: none"> <li>Candidates reflect on the experience of the celebration and the meaning of being anointed with chrism at Confirmation</li> </ul>	
Remember	<b>30 minutes</b> <b>Pages 62–63</b> <i>FAITH FOCUS</i> <ul style="list-style-type: none"> <li>What does the Rite of Anointing signify?</li> <li>To explain the significance of the Rite of Anointing</li> </ul>	<ul style="list-style-type: none"> <li> Proclaim the Scripture stories 1 Samuel 9:27–10:1; 1 Samuel 16:1, 4, 12–13; Acts 10:38</li> <li>Discuss each passage</li> <li>Complete the activity</li> </ul>	 <b>Share</b> <ul style="list-style-type: none"> <li>Candidates explore Psalm 23 and write a poem or rap</li> </ul>	<b>PROGRAM RESOURCES</b> copies of Graphic Organizer 5, p. 70A
	<b>Pages 64–65</b> <i>FAITH FOCUS</i> <ul style="list-style-type: none"> <li>What does it mean to be sealed with the Spirit?</li> <li>To explain what it means to be sealed with the Spirit</li> </ul>	<ul style="list-style-type: none"> <li>Discuss seals of approval</li> <li>Read about anointing</li> <li>Explore discipleship and mission</li> <li>Read about and discuss the ritual of anointing</li> <li> Read about and discuss seal</li> </ul>		
Live	<b>15 minutes</b> <b>Pages 66–88</b> <ul style="list-style-type: none"> <li>To encourage candidates to reflect on the lives of witnesses of faith from the past and present</li> <li>To present the integration of the Catholic social principles into daily life</li> <li>To assist candidates in integrating the session through reflection and action</li> </ul>	<ul style="list-style-type: none"> <li>Read about and discuss how Dorothy Day and Rafael D. displayed the Gifts of the Spirit</li> <li>Discuss the Catholic Social Teaching: Dignity of Work and the Rights of Workers and the spiritual discipline of participating in the Eucharist</li> <li>Introduce the activity</li> <li>Pray the closing prayer</li> </ul>	 <b>Respond</b> Candidates: <ul style="list-style-type: none"> <li>complete their reflections</li> <li>practice faith sharing</li> </ul>	<b>PROGRAM RESOURCES</b> Interview Reflection, pp. 119–120 Spiritual Health Inventory, p. 116
Journey Together	<b>Pages 69–70</b> <ul style="list-style-type: none"> <li>To review different parts of the Journey Together pages</li> </ul>	<ul style="list-style-type: none"> <li>Encourage the candidates to meet with their sponsor or mentor</li> </ul>	<ul style="list-style-type: none"> <li>Suggested activities for sponsor/mentor and candidate</li> </ul>	<b>PROGRAM RESOURCES</b> <i>Sponsor &amp; Mentor Handbook</i> , p. 22

# Session Planner








	OBJECTIVES	SESSION PROCESS	ACTIVITIES	MATERIALS
Celebrate	<b>15 minutes</b> <b>Pages 71–73</b> <b>Preparation Reflection: spirit</b> <i>RIUAL FOCUS</i> <b>Litany of Saints and Blessing with Incense</b> <ul style="list-style-type: none"> <li>To experience a celebration of the word including the Litany of Saints and Blessing with Incense</li> </ul>	<ul style="list-style-type: none"> <li>Reflect on the experience of having spirit</li> <li>Celebrate the opening prayer</li> </ul>	<ul style="list-style-type: none"> <li>Discuss the meaning of spirit and recall a significant moment of having spirit</li> </ul>	<b>PROGRAM RESOURCES</b>  <b>Songs of Celebration: Confirmation CD</b>  <b>OTHER MATERIALS</b> Bible, table, white cloth, candle, large glass bowl with holy water, incense, censor or dish for incense, matches
	<b>Pages 74–75</b> <ul style="list-style-type: none"> <li>To explore the meaning of the ritual action</li> <li>To explain holiness</li> </ul>	<ul style="list-style-type: none"> <li>Complete the activities</li> <li> Read about and discuss incense</li> <li>Read about and discuss <b>holiness</b> of people and the Church, and the Holy Spirit as <b>Sanctifier</b></li> </ul>	<b>★ Reflect</b> <ul style="list-style-type: none"> <li>Candidates reflect on the experience of the celebration and the qualities of holy people</li> </ul>	
Remember	<b>30 minutes</b> <b>Pages 76–77</b> <i>FAITH FOCUS</i> <b>What does Jesus teach about holiness?</b> <ul style="list-style-type: none"> <li>To explore what Jesus teaches about holiness</li> </ul>	<ul style="list-style-type: none"> <li> Proclaim the Scripture stories Luke 4:14–19, 21; Matthew 5:13, 14, 16</li> <li>Discuss the Scripture passages</li> <li>Complete the activity</li> </ul>	<b>★ Share</b> <ul style="list-style-type: none"> <li>Candidates explore the Sermon on the Mount and brainstorm messages for today</li> </ul>	<b>OTHER MATERIALS</b> Bible
	<b>Pages 78–79</b> <i>FAITH FOCUS</i> <b>How do we grow in holiness?</b> <ul style="list-style-type: none"> <li>To explore how we grow in holiness</li> </ul>	<ul style="list-style-type: none"> <li>Identify the hardships of holiness and need for grace</li> <li>Identify the effects of Confirmation</li> <li> Read about and discuss dove</li> </ul>		<b>PROGRAM RESOURCES</b> copies of Graphic Organizer 6, p. 84A
Live	<b>15 minutes</b> <b>Pages 80–82</b> <ul style="list-style-type: none"> <li>To encourage candidates to reflect on the lives of witnesses of faith from the past and present</li> <li>To present the integration of the Catholic social principles into daily life</li> <li>To assist candidates in integrating the session through reflection and action</li> </ul>	<ul style="list-style-type: none"> <li>Read about and discuss how Miguel Pro and Rev. Steven L. displayed the Gifts of the Spirit</li> <li>Discuss the Catholic Social Teaching: Rights and Responsibilities of the Human Person and the spiritual discipline of discernment</li> <li>Introduce the activity</li> <li>Pray the closing prayer</li> </ul>	<b>★ Respond</b> Candidates: <ul style="list-style-type: none"> <li>complete their reflections</li> <li>practice faith sharing</li> </ul>	<b>PROGRAM RESOURCES</b> <i>Confirmation Stories of Celebration</i> Video/DVD (optional) Discerning Vocation, pp. 117–118; Interview Reflection, pp. 119–120  <b>OTHER MATERIALS</b> art supplies, magazines, newspapers
Journey Together	<b>Pages 83–84</b> <ul style="list-style-type: none"> <li>To review different parts of the Journey Together pages</li> </ul>	<ul style="list-style-type: none"> <li>Encourage the candidates to meet with their sponsor or mentor</li> </ul>	<ul style="list-style-type: none"> <li>Suggested activities for sponsor/mentor and candidate</li> </ul>	<b>PROGRAM RESOURCES</b> <i>Sponsor &amp; Mentor Handbook</i> , p. 23



# Session Planner

	OBJECTIVES	SESSION PROCESS	ACTIVITIES	MATERIALS
Celebrate	<b>15 minutes</b> <b>Pages 85–87</b> <b>Preparation Reflection: change</b> <i>TRITUAL FOCUS</i> <b>Examination of Conscience</b> <ul style="list-style-type: none"> <li>To experience a celebration of the word including an Examination of Conscience</li> </ul>	<ul style="list-style-type: none"> <li>Reflect on the experience of change and conversion</li> <li>Celebrate the opening prayer</li> </ul>	<ul style="list-style-type: none"> <li>Discuss the meaning of change and recall a significant moment of conversion</li> </ul>	<b>PROGRAM RESOURCES</b>  <i>Songs of Celebration: Confirmation CD</i>  <b>OTHER MATERIALS</b> Bible, table, white cloth, candle, large glass bowl of holy water, 3 x 5 cards
	<b>Pages 88–89</b> <ul style="list-style-type: none"> <li>To explore the meaning of the ritual action</li> <li>To explore the concepts of <i>sin</i> and <i>conscience</i></li> </ul>	<ul style="list-style-type: none"> <li>Complete the activities</li> <li> Read about and discuss hand</li> <li>Discuss the distinction between <i>mortal</i> and <i>venial sin</i> and the role of the Holy Spirit in the Examination of Conscience</li> </ul>	 <b>Reflect</b> <ul style="list-style-type: none"> <li>Candidates reflect on the experience of the celebration and the importance of examining one's conscience</li> </ul>	
Remember	<b>30 minutes</b> <b>Pages 90–91</b> <i>FAITH FOCUS</i> <i>What does Scripture teach us about sin and forgiveness?</i> <ul style="list-style-type: none"> <li>To explore what Scripture says about sin and forgiveness</li> </ul>	<ul style="list-style-type: none"> <li>Discuss the difficulties of forgiveness</li> <li> Proclaim the Scripture stories Matthew 6:14–15, 18:21–22; John 20:19–23</li> <li>Reflect on Jesus as a model for forgiveness</li> <li>Complete the activity</li> </ul>	 <b>Share</b> <ul style="list-style-type: none"> <li>Candidates discuss opportunities for forgiveness</li> </ul>	<b>PROGRAM RESOURCES</b> copies of Graphic Organizer 7, p. 98A  <b>OTHER MATERIALS</b> Bibles
	<b>Pages 92–93</b> <i>FAITH FOCUS</i> <i>What is the role of the Holy Spirit in forgiveness and reconciliation?</i> <ul style="list-style-type: none"> <li>To explain the role of the Holy Spirit in forgiveness and reconciliation</li> </ul>	<ul style="list-style-type: none"> <li>Discuss reconciliation</li> <li>Read and discuss images of sin and examples of <i>forgiveness</i></li> <li> Read about and discuss absolution</li> </ul>		
Live	<b>15 minutes</b> <b>Pages 94–96</b> <ul style="list-style-type: none"> <li>To encourage candidates to reflect on the witnesses of faith from the past and present</li> <li>To present the integration of the Catholic social principles into daily life</li> <li>To assist candidates in integrating the session through reflection and action</li> </ul>	<ul style="list-style-type: none"> <li>Read about and discuss how Saint Francis of Assisi and Alvin B. displayed the Gifts of the Spirit</li> <li>Discuss the Catholic Social Teaching: Life and Dignity of the Human Person and the spiritual discipline of personal prayer</li> <li>Introduce the activity</li> <li>Pray the closing prayer</li> </ul>	 <b>Respond</b> Candidates: <ul style="list-style-type: none"> <li>complete their reflections</li> <li>practice faith sharing</li> </ul>	<b>PROGRAM RESOURCES</b> <i>Confirmation Stories of Celebration Video/DVD</i> (optional)  <b>OTHER RESOURCES</b> <i>National Catholic Reporter</i> , October 20, 2006
Journey Together	<b>Pages 97–98</b> <ul style="list-style-type: none"> <li>To review different parts of the Journey Together pages</li> </ul>	<ul style="list-style-type: none"> <li>Encourage the candidates to meet with their sponsor or mentor</li> </ul>	<ul style="list-style-type: none"> <li>Suggested activities for sponsor/mentor and candidate</li> </ul>	<b>PROGRAM RESOURCES</b> <i>Sponsor &amp; Mentor Handbook</i> , p. 24

# Session Planner

	OBJECTIVES	SESSION PROCESS	ACTIVITIES	MATERIALS
Celebrate	<b>15 minutes</b> <b>Pages 99–101</b> Preparation Reflection: sharing meals <i>RIITUAL FOCUS</i> <b>Sharing a Meal</b> <ul style="list-style-type: none"> <li>▶ To experience a celebration of the word including Sharing a Meal</li> </ul>	<ul style="list-style-type: none"> <li>▶ Reflect on the experience of eating and sharing meals</li> <li>▶ Celebrate the opening prayer</li> </ul>	<ul style="list-style-type: none"> <li>▶ Discuss the meaning of eating and recall a significant sharing of a meal</li> </ul>	<b>PROGRAM RESOURCES</b>  <i>Songs of Celebration: Confirmation CD</i>  <b>OTHER MATERIALS</b> Bible, cross, table, white cloth, candle, large glass bowl of holy water, healthy refreshments (like bread, juice, fruit), a table and chairs for the meal, eating utensils
	<b>Pages 102–103</b> <ul style="list-style-type: none"> <li>▶ To explore the meaning of the ritual action</li> <li>▶ To explore the journey of initiation, Eucharist, and mission</li> </ul>	<ul style="list-style-type: none"> <li>▶ Complete the activities</li> <li> Read about and discuss finger of God</li> <li>▶ Discuss images of Church, <i>Body of Christ, pilgrim people, mission</i>, and the importance of the Eucharist</li> </ul>	 <b>Reflect</b> <ul style="list-style-type: none"> <li>▶ Candidates reflect on the experience of the celebration and the qualities of a generous person</li> </ul>	
Remember	<b>30 minutes</b> <b>Pages 104–105</b> <i>FAITH FOCUS</i> What does Scripture teach us about the Eucharist? <ul style="list-style-type: none"> <li>▶ To explain what Scripture teaches us about the Eucharist</li> </ul>	 Proclaim and discuss the Scripture stories Luke 22:19–20, 24:30–35; Acts 2:46–47; 1 Corinthians 10:16–17 <ul style="list-style-type: none"> <li>▶ Complete the activity</li> </ul>	 <b>Share</b> <ul style="list-style-type: none"> <li>▶ Candidates compare similarities and differences in the Scripture stories</li> </ul>	<b>PROGRAM RESOURCES</b> copies of Graphic Organizer 8, p. 112A  <b>OTHER MATERIALS</b> Bibles
	<b>Pages 106–107</b> <i>FAITH FOCUS</i> What is the connection between Confirmation, Eucharist, and mission? <ul style="list-style-type: none"> <li>▶ To explain the connection between Confirmation, Eucharist, and mission</li> </ul>	<ul style="list-style-type: none"> <li>▶ Reflect on the meaning of being one</li> <li>▶ Read and discuss Confirmation and mystagogy</li> <li> Read about and discuss bread and wine</li> </ul>		
Live	<b>15 minutes</b> <b>Pages 108–110</b> <ul style="list-style-type: none"> <li>▶ To encourage candidates to reflect on the lives of witnesses of faith from the past and present</li> <li>▶ To present the integration of the Catholic social principles into daily life</li> <li>▶ To assist candidates in integrating the session through reflection and action</li> </ul>	<ul style="list-style-type: none"> <li>▶ Read about and discuss how Blessed Mother Teresa and Andrew G. displayed the Gifts of the Spirit</li> <li>▶ Discuss the Catholic Social Teaching: Option for the Poor and Vulnerable and the spiritual discipline of retreats</li> <li>▶ Introduce the activity</li> <li>▶ Pray the closing prayer</li> </ul>	 <b>Respond</b> Candidates: <ul style="list-style-type: none"> <li>▶ complete their reflections</li> <li>▶ practice faith sharing</li> </ul>	
Journey Together	<b>Pages 111–112</b> <ul style="list-style-type: none"> <li>▶ To review different parts of the Journey Together pages</li> </ul>	<ul style="list-style-type: none"> <li>▶ Encourage the candidates to meet with their sponsor or mentor</li> </ul>	<ul style="list-style-type: none"> <li>▶ Suggested activities for sponsor/mentor and candidate</li> </ul>	<b>PROGRAM RESOURCES</b> <i>Sponsor &amp; Mentor Handbook</i> , p. 25